

## Topics: Your Guide to registering yourself to our online channels

- Online Banking
- USSD Banking

### ○ Online Banking

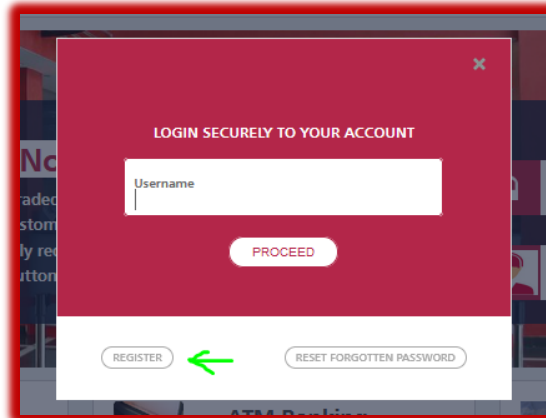
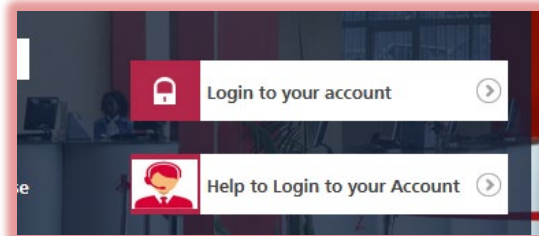
---

Go to the Link: <https://www.zemenbank.com.et/zemenib/>

**Note:** Before proceeding, please note that you have an account at Zemen bank and you have no prior access to our channel

To register yourself on Interne Banking:

1. Go to the link provided above
2. Click "Login to your account"
3. Click register
4. Fill the following information
  - a. Account Number
  - b. Your Name
  - c. Username, your user name must be unique, please choose unique username, for example your name and the first character of your last name, etc.
  - d. choose your password and Confirm
  - e. Select from which channel you would like to receive One Time password
  - f. Confirm and you are good to go



1 Enter account information | 2 Confirm via mobile/Email | 3 Registration Complete

**ACCOUNT DETAILS:**

\* Account Number

\* Name on Account

**CHOOSE LOGIN DETAILS:**

\* Username

\* Password

\* Confirm Password

**SELECT A METHOD TO SEND OTP**

SMS  Email  Both

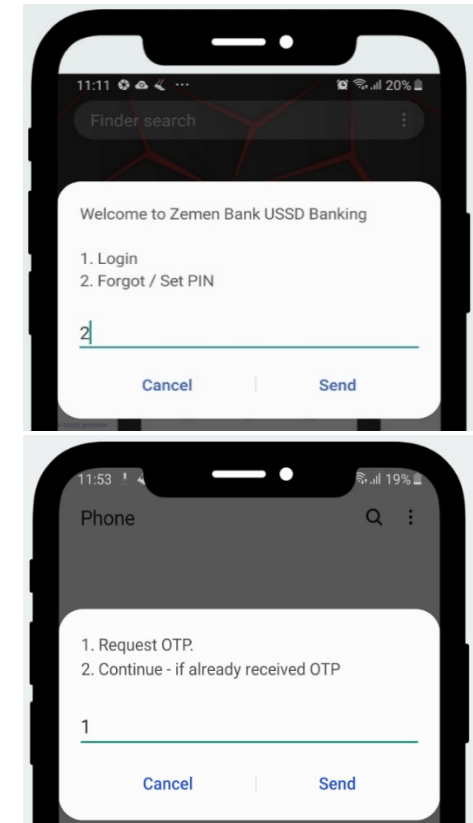
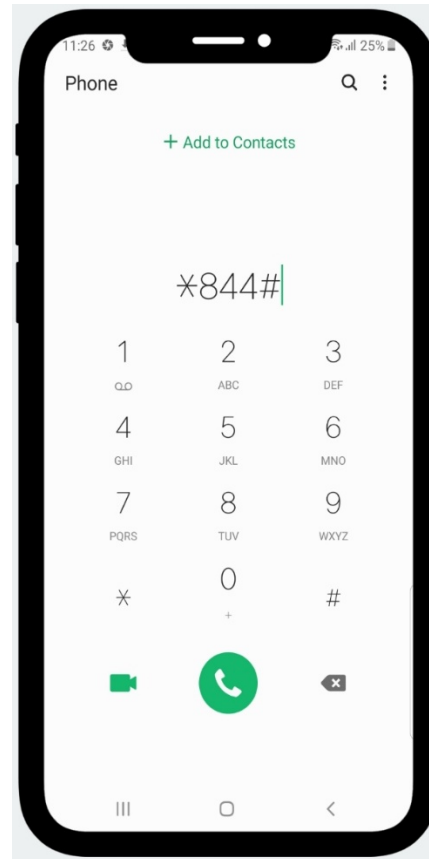
## ○ USSD Banking

Note: USSD service can be used on any devices without Internet Connection. *Note also that, before proceeding, you have an **account at Zemen bank** and you have **no prior** access to our channel. Please use the screenshots for more clarifications*

### To register yourself on USSD:

1. Dial to a short code : \*844#
2. Select "Forgot/Set PIN"
3. Select "Request OTP"

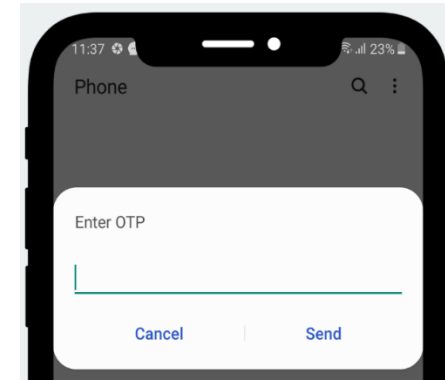
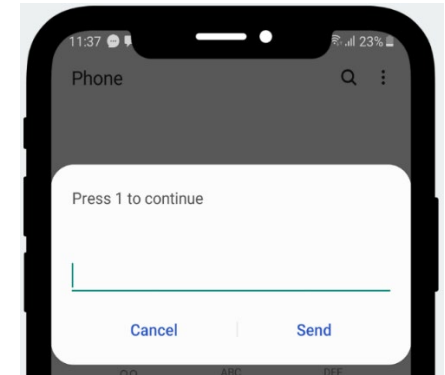
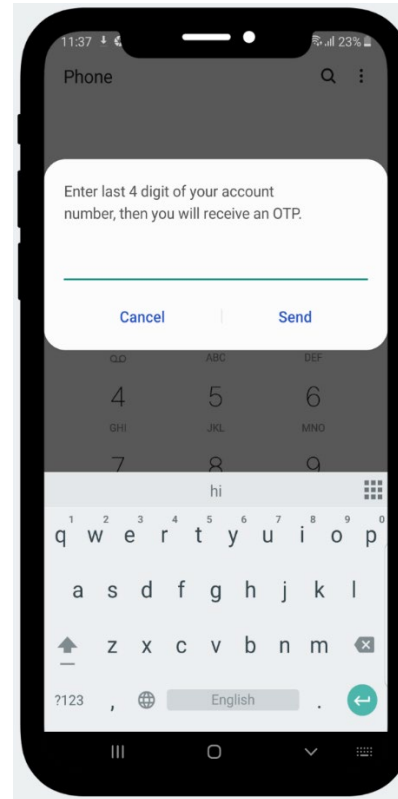
*Note: Select "Continue -if..." option if you requested OTP before and not use to reset your password*



## After requesting OTP

A screen that let you to provide the last 4-digit of any of your account number pop-up.

1. Enter your last four digit you your account
2. Six digit OTP should come to you Mobile(Please contact the bank if you are not receiving OTP)
3. Press 1 to continue
4. Enter the OTP you received on step two above and press Send



### After entering the OTP:

A Screen that let you enter your Personal Identification Number (PIN) appear. Please enter only four digit, this is your password and should be kept safe

1. Enter you four digit number only PIN and press Send
2. Press 1 to login with the PIN you use on the above step
3. If you follow the above step , you should see the screen that Welcome you

